

**Height adjustable baths**  
Designed by caring professionals  
for professional carers





Left:  
**Ray Metcalf**  
Director, Design & Manufacture

Right:  
**Dennis R Goodes**  
Director, Sales & Marketing



## Built by experts.

Internationally renowned design expert, Ray Metcalf, has developed a 'fit and forget' range of height adjustable nursing baths - brand new to the professional care market.

With over 25 years' experience in the specialist bath market, Ray has developed these unique baths with style and simplicity in mind. Each bath is carefully created by a team of dedicated craftsmen, using state-of-the-art technology and quality engineering. Clean Art Deco styling ensures they look good and smart one-touch technology makes them a dream to operate.

Each bath is hand laminated with a specially formulated antimicrobial gel coat AntiBac-SR® and combined with computerised engineering parts, WRAS approved rotating shower spray, valves and connectors, to build a superior bath.

Ray has teamed with Dennis Goodes to create 'Silver Surfers'. Dennis will be using his 35 years' experience in the nursing home sector to help bring this exceptional range to care professionals.



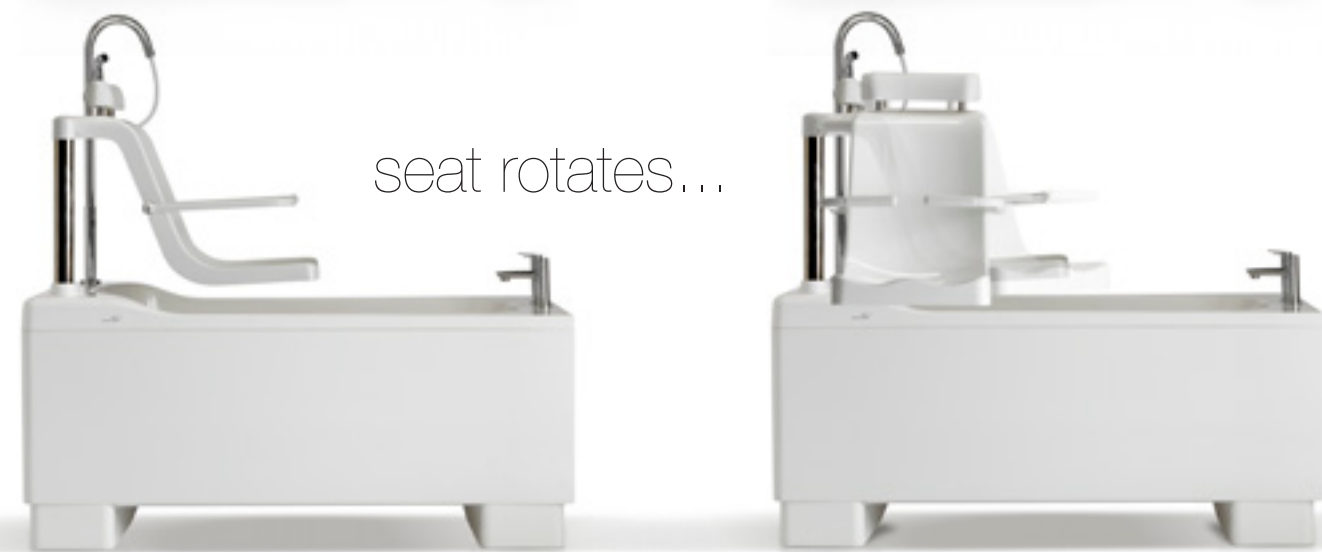
The Silversurfers height adjustable bath  
Designed by caring professionals for professional carers



seat rises...



seat rotates...



seat lowers...



bath rises...



bath lowers...



# So simple, safe and easy to use.

## It's simple.

One touch technology on the ergonomic thermoplastic handset allows the bathing assistant to power the seat transfer unit up and out of the bath - then traverse the seat out at 90 degrees. The seat is then lowered to the required height for the transfer of the bather safely onto the seat.

## It's safe.

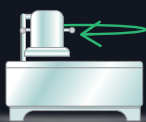
Once safely seated with the arm rests down - at the touch of the button the seat very gently lifts the bather up and then over the bath and then gently down into the water ready for bathing in total safety and comfort.

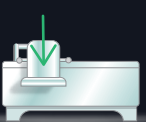
Parker Anderson has used this transfer technology for over 20 years in conjunction with our Scandinavian technology partners and our UK electronic programming engineering partners.


## It's easy.


Built in lift programming allows the bathing assistant to raise the whole bath including water and bather to their required suitable bathing height - reducing the risk of back problems for your staff and making the whole bathing experience more enjoyable for all.


1.   
Seat rises from the bottom of the bath


2.   
Seat rotates over the edge of the bath

3.   
Seat lowers to desired transfer height

4.   
Seat rises back up

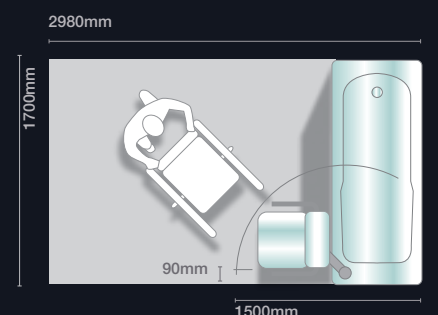
5.   
Seat rotates back into the bath

6.   
Seat lowers gently to the bottom of the bath

7.   
Bath now rises

8.   
Bath stops at desired level for assisted bathing

**Space Requirement**  
The grey area shows the minimum working area required by the staff to be able to use the mechanical aids from one side





Quality engineering  
both above and below.

**silversurfers**

**Soft Headrest**

**Lift and rotating seat**

Lifts up to 160 Kg with ease.  
Armrests lift out of the way  
for ease of transfer.

**Bath Shell**

Hand laid by  
master craftsmen



**Traverse mechanism**

For safe and easy rotation

**Solid steel universal sub-frame**

Hot dipped with rust inhibiting galvanised  
coating for steamy environment

**Bath panels**

Available in 3 styles  
- Plain, Wave or Diamond



**Range of mixer taps**

All WRAS approved



**TMV3 Thermostatic mixing valve**

High performance Reliance AUSIEMIX for  
protection against scalding connected  
through WRAS approved Pex (S layer)  
Barrier pipe and Brass couplings and elbows



**Anderson Flexi Shower Hose**

Rotates through 90 degrees with hand  
controlled shower head. Connected  
through TMV3 valve and manufactured  
from WRAS approved parts

**Quality above.**

Our baths have been built by hand for  
over 20 years and the quality always  
shines through.

A double application of the finest sanitary  
grade gel coat containing AntiBac-SR®  
(with anti-bacterial Silver Ion technology)  
is hand brushed onto our highly polished  
glass mould surface to attain our superb  
finish. Several layers of 900gm bound  
chopped strand glass fibre matting is  
laid by hand using special steel rollers  
with a Lloyds approved quick curing  
resin system for a strong finish.

Once taken off the mould, we trim by  
hand using precision diamond cutters  
and finish all the edges by rubbing them  
back and then the shell is polished with  
high speed wool buffing finishing tools.

**Quality below.**

For over 20 years our in-house design  
engineers have worked in conjunction  
with CCL our precision Technology  
partner in designing bath lifts for our  
complete range for the whole Parker  
Anderson Group.

Many of the internal bearings and  
frame parts are designed and  
manufactured in-house whilst  
outsourcing the actuators and  
handsets from Scandinavia.

We fully assemble and test each bath  
prior to despatch and fulfil all regulatory  
requirements within this process.

The Silversurfers range of assisted  
bathing products are built to a quality  
to be proud of.



Silversurfer 1800 (Hi-Lo)  
shown with raised bath shell

Silversurfer 1625 (Hi-Lo)  
shown with raised bath shell

Silversurfer (Hi-Lo) with coloured legs

Silversurfer (Fixed height)

Available in 2 options, 3 sizes  
and all hand-built in the UK.



### 2 options and in 3 sizes.

Currently we offer an 1800mm version plus a 1685mm and a 1625mm version in both Hi Lo variable height and in the fixed height ranges. The 1685mm is our domestic bath with a sculpted line inside the shell.

All come fitted with our traverse transfer seat including arm rests for getting in and out of the bath plus a soft head rest for more comfort. Also as standard is our own Anderson flexi shower spray for rinsing the bather.

We have an optional range of WRAS approved bath taps, Air Spa therapy and Chromotherapy systems.

The choice is yours - we offer as standard the baths in bright white but you can choose any RAL colour to colour your bath or parts thereof.

The baths are factory fitted ready to plug and play with our one touch handsets - with ratified connections for both water and electricity.

As part of our package we offer nationwide coverage for our factory trained installation, commissioning and remedial Teams.

### Silver Service Technical Assistance

- ✓ Architects
- ✓ Specifiers
- ✓ Installation Engineers


### Downloads Available for

- ✓ Installation Instructions
- ✓ Technical specifications
- ✓ WRAS compliance
- ✓ L.O.L.E.R. installations
- ✓ Servicing & commissioning certificates






Made by hand  
by time served craftsmen



Plain side panel



Wave side panel



Diamond side panel



Silversurfer 1685mm  
Showing internal contour shaping



PHO-137



LIF-137

Bath, seat and leg colours

- White Standard
- Any RAL colour Optional

	Silversurfer 1625 x 800 Hi-Lo	Silversurfer 1625 x 800 Fixed Height	Silversurfer 1685 x 800 Hi-Lo	Silversurfer 1685 x 800 Fixed Height	Silversurfer 1800 x 800 Hi-Lo	Silversurfer 1800 x 800 Fixed Height
Interior Bath design						
Plain	●	●	n/a	n/a	●	●
Wave	n/a	n/a	●	●	n/a	n/a
Side panels						
Plain	●	●	●	●	●	●
Wave	○	○	n/a	n/a	n/a	n/a
Diamond	○	○	n/a	n/a	n/a	n/a
End panel						
Panel (inner)	●	n/a	●	n/a	●	n/a
Panels (outer)	●	●	●	○	●	○
Leg Cradle						
White	●	n/a	●	n/a	●	n/a
Any RAL colour	○	n/a	○	n/a	○	n/a
Seat						
White	●	●	●	●	●	●
Any RAL colour	○	○	○	○	○	○
Anderson bath spray						
Chrome	●	○	●	○	●	○
Taps						
PHO -137	○	○	○	○	○	○
LIF -137	○	○	○	○	○	○
Hydrotherapy	n/a	○	n/a	○	n/a	○
Chromotherapy	○	○	○	○	○	○
Air Spa	○	○	○	○	○	○
Safety						
Lap strap	○	○	○	○	○	○
Key			Standard ●	Option ○	Not Available	n/a





The home of specialist bathing technology  
in the heart of the New Forest

The Assisted Bathing Company  
is a member of the Parker Anderson  
group of companies

Unit 736 Ampress Lane,  
Ampress Park,  
Lymington,  
Hampshire  
SO41 8LW  
T: (Sales) +44 (0)1590 647 479  
T: (Technical) +44 (0)1590 647 478  
F: +44 (0)1590 610 080  
[www.assistedbathing.com](http://www.assistedbathing.com)

OUR COMPANY POLICY IS ONE OF  
CONTINUING PRODUCT IMPROVEMENT.  
WE THEREFORE RESERVE THE RIGHT TO  
ALTER THE SPECIFICATION AND TO CHANGE  
AND IMPROVE DESIGN AT ANY TIME.



abc  
The Assisted Bathing Company